

















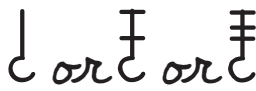

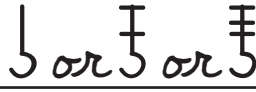













# CROCHET CHART CHEAT SHEET

Symbol	Stitch
	 slip stitch
	 chain
	 beginning chain (3 chain stitches)
	 single crochet
	 half double crochet
	 double crochet
	 treble crochet
	 decreases - shown with the stitch symbol in an upsidedown V formation
	 increases - shown with the stitch symbol in a V formation
	 Back Post stitch (hook pointing to the right)
	 Front Post stitch (hook pointing to the left)
	 work in back loop only
	 work in front loop only
	 start here
	 bind off or finish here
	 direction of work